


MAGIC BUS INDIA FOUNDATION

SUMMARY - FCRA FUND
(PERIOD FROM 01.04.2016 to 31.03.2017)

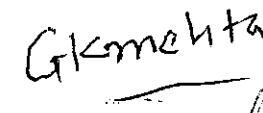
PARTICULARS	AMOUNT	AMOUNT
CASH & BANK BALANCE AS ON 01.04.2016		
BANK BALANCES :		
- Balance with Bank	92,262,198.59	
- Balance in Fixed Deposit	40,000,000.00	
CASH BALANCES		
- Cash in Hand	223,034.41	132,485,233.00
ADD: RECEIPTS		
Bank Interest	5,228,931.04	
Grant Income	386,046,675.20	
Donation Income	5,266,054.87	
Event Income	85,416,734.87	481,958,395.98
		614,443,628.98
LESS : PAYMENTS		
Expense On activities	410,987,118.89	
Admin Cost	49,713,060.28	
Capital Expenditure	22,279,629.00	
Payment towards Statutory Dues	20,565,011.01	503,544,819.18
CASH & BANK BALANCES AS ON 31.03.2017		110,898,809.80
AMOUNT REPRESENTED BY :		
BANK BALANCES :		
- Balance with Bank	41,101,462.39	
- Balance in Fixed Deposit	69,300,000.00	
CASH BALANCES		
- Cash in Hand	497,347.41	110,898,809.80

For M/s SLM AND CO LLP
Chartered Accountants
Firm's Registration No:W-100030


Sanjay Makhija
Partner
Membership No: 042150
Mumbai
21 December 2017



For MAGIC BUS INDIA FOUNDATION


Gaurang Mehta
Chief Functionary



Mumbai
21 December 2017

Magic Bus India Foundation

Balance Sheet

as at 31 March 2017

As per Foreign Contribution Regulation Act, 2015 (for utilization of foreign funds)

(Currency: Indian Rupees)

	Note	31 March 2017
OWN FUNDS AND LIABILITIES		
Own Funds		
Reserves and Surplus	3	5,024,084
		5,024,084
Non-current liabilities		
Other long term liabilities	4	49,384,253
Long-term provisions	5	4,103,079
		53,487,332
Current liabilities		
Trade payables	6	44,397,888
Other current liabilities	7	162,944,442
		207,342,330
		265,853,746
ASSETS		
Non-current assets		
Fixed assets	8	
- Tangible assets		54,628,252
- Intangible assets		59,881,886
Long-term loans and advances	9	11,140,864
		125,651,002
Current assets		
Donations and grants receivable	10	22,521,789
Cash and bank balances	11	110,898,810
Short-term loans and advances	12	6,211,538
Other current assets - Accrued interest		570,607
		140,202,744
		265,853,746

Significant Accounting Policies

2

The accompanying notes are an integral part of the financial statements.

As per our report of even date attached

For SLM AND CO LLP

Chartered Accountants

Firm's Registration No: W-100030


Sanjay Makhija

Partner

Membership No: 042150


Mumbai

21 December 2017

For And On Behalf Of Board of Directors of

Magic Bus India Foundation

CIN: U91110MH2001NPL130853


Jaideep Khanna

Director

DIN: 00522551

Mumbai

21 December 2017


Neeraj Gupta

Chief Financial officer

Magic Bus India Foundation

Statement of Income and Expenditure

for the year ended 31 March 2017

As per Foreign Contribution Regulation Act, 2015 (for utilization of foreign funds)


(Currency: Indian Rupees)

	Note	31 March 2017
Income		
Donations and contributions	13	581,576,600
Other income	14	5,915,919
		587,492,519
Expenditure		
Expense on activities	15	518,581,945
Administration and other Expense	16	46,908,666
Depreciation and amortization expense	8	19,517,751
		585,008,362
Surplus / (deficit)		2,484,157
Significant Accounting Policies	2	


The accompanying notes are an integral part of the financial statements.

As per our report of even date attached

For SLM AND CO LLP
Chartered Accountants
Firm's Registration No:W-100030


Sanjay Makhija
Partner
Membership No: 042150
Mumbai
21 December 2017

For And On Behalf Of Board of Directors of
Magic Bus India Foundation
CIN: U91110MH2001NPL130853


Jaideep Khanna
Director
DIN: 00522551
Mumbai
21 December 2017


Neeraj Gupta
Chief Financial officer