

MAGIC BUS INDIA FOUNDATION

SUMMARY - FCRA FUND
(PERIOD FROM 01.04.2017 to 31.03.2018)

PARTICULARS	AMOUNT	AMOUNT
CASH & BANK BALANCE AS ON 01.04.2017		
BANK BALANCES :		
- Balance with Bank	41,101,462	
- Balance in Fixed Deposit	69,300,000	
CASH BALANCES		
- Cash in Hand	497,347	110,898,810
ADD:INCOME		
Bank Interest	2,256,899	
Grant Income	362,200,739	
Donation Income	1,021,631	
Event Income	101,918,098	
Sale of IP	39,200,001	506,597,368
		617,496,178
LESS : PAYMENT		
Admin cost	46,254,955	
Expense on activities	416,294,592	
Capital Expenditure	20,669,797	483,219,344
CASH & BANK BALANCES AS ON 31.03.2018		
		134,276,833

AMOUNT REPRESENTED BY :

BANK BALANCES :		
- Balance with Bank	132,735,052	
- Balance in Fixed Deposit	1,200,000	
CASH BALANCES		
- Cash in Hand	341,781	134,276,833

For M/s SLM AND CO LLP

Chartered Accountants

Firm's Registration No:W-100030

Sanjay Mekhija

Partner

Membership No: 042150


Mumbai: 17 December 2018

For MAGIC BUS INDIA FOUNDATION

Gaurang Mehta

Chief Functionary

Mumbai: 17 December 2018


Sanjay Mekhija
Partner


Gaurang Mehta
Chief Functionary



Magic Bus India Foundation

Balance Sheet

as at 31 March 2018

(Currency: Indian Rupees)

	Note	31 March 2018
OWN FUNDS AND LIABILITIES		
Own Funds		
Reserves and Surplus	3	37,068,089
		<u>37,068,089</u>
Non-current liabilities		
Other long term liabilities	4	61,797,942
Long-term provisions	5	3,272,085
		<u>65,070,027</u>
Current liabilities		
Trade payables	6	
- Due to micro and small enterprises		
- Due to other than micro and small enterprises		31,736,545
Other current liabilities	7	159,470,822
Short-term provisions		
		<u>191,207,367</u>
		<u><u>293,345,483</u></u>
ASSETS		
Non-current assets		
Fixed assets	8	127,193,065
- Tangible assets		
- Intangible assets		
- Intangible assets under development / Capital work-in-progress		-
Long-term loans and advances	9	9,926,233
		<u>137,119,298</u>
Current assets		
Donations and grants receivable	10	17,064,840
Cash and bank balances	11	134,276,834
Short-term loans and advances	12	4,884,512
		<u>156,226,186</u>
		<u><u>293,345,483</u></u>

Significant Accounting Policies

The accompanying notes are an integral part of the financial statements.

As per our report of even date attached

For SLM AND CO LLP

Chartered Accountants

Firm's Registration No: W-100030



Sanjay Makhija

Partner

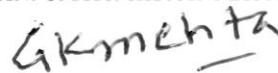
Membership No: 042150

Mumbai: 17 December 2018

For And On Behalf Of Board of Directors of

Magic Bus India Foundation

CIN: U91110MH2001NPL130853



Gaurang Mehta

Chief Functionary

Mumbai: 17 December 2018

Magic Bus India Foundation

Statement of Income and Expenditure

for the year ended 31 March 2018

As per Foreign contribution Regulation Act 2015 (for Utilization of foreign funds)

(Currency: Indian Rupees)

	<i>Note</i>	31 March 2018
Income		
Donations and contributions	13	502,598,267
Other income	14	43,472,520
		<hr/> 546,070,787
Expenditure		
Expenses on activities	15	461,823,089
Depreciation and amortization expense	8	29,444,417
Administration and other expenses	16	22,422,714
		<hr/> 513,690,219
Surplus / (deficit)		<hr/> <hr/> 32,380,568
Significant Accounting Policies	2	

The accompanying notes are an integral part of the financial statements.

As per our report of even date attached

For SLM AND CO LLP

Chartered Accountants

Firm's Registration No: W-100030


Sanjay Makhija
Partner

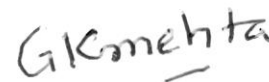
Membership No: 042150

Mumbai: 17 December 2018

For And On Behalf Of Board of Directors of

Magic Bus India Foundation

CIN: U91110MH2001NPL130853



Gaurang Mehta
Chief Functionary

Mumbai: 17 December 2018