


MAGIC BUS INDIA FOUNDATION

SUMMARY - FCRA FUND
(PERIOD FROM 01.04.2018 to 31.03.2019)


PARTICULARS	AMOUNT	AMOUNT
CASH & BANK BALANCE AS ON 01.04.2018		
BANK BALANCES :		
- Balance with Bank	132,735,052	
- Balance in Fixed Deposit	1,200,000	
CASH BALANCES		
- Cash in Hand	341,781	134,276,833
ADD:INCOME		
Interest income	3,186,929	
Grant Income	476,768,784	
Donation Income	1,391,399	
Event Income	63,449,746	544,796,858
		679,073,691
LESS : PAYMENT		
Admin Cost	54,768,823	
Expense on activities	411,348,819	
Capital Expenditure	12,392,294	478,509,936
CASH & BANK BALANCES AS ON 31.03.2019		
		200,563,755
AMOUNT REPRESENTED BY :		
BANK BALANCES :		
- Balance with Bank	93,775,525	
- Balance in Fixed Deposit	106,382,287	
CASH BALANCES		
- Cash in Hand	405,943	200,563,755
		200,563,755

For M/s SLM AND CO LLP
Chartered Accountants
Firm's Registration No:W-100030


Sanjay Makhija
Partner
Membership No: 042150
Mumbai : 05 December 2019



For MAGIC BUS INDIA FOUNDATION


Vidyasagar Rajaram Kavampalli
Deputy General Manager - Finance & Accounts



Mumbai : 05 December 2019

Magic Bus India Foundation**Balance Sheet**

as at 31 March 2019

(Currency: Indian Rupees)

	<i>Note</i>	<i>31 March 2019</i>
OWN FUNDS AND LIABILITIES		
Own Funds		
Reserves and Surplus	3	3,899,188
		3,899,188
Non-current liabilities		
Other long term liabilities	4	36,011,066
Long-term provisions	5	3,272,085
		39,283,151
Current liabilities		
Trade payables	6	
- Due to micro and small enterprises		-
- Due to other than micro and small enterprises		16,629,470
Other current liabilities	7	255,459,453
		272,088,923
TOTAL		315,271,262
ASSETS		
Non-current assets		
Fixed assets	8	
- Tangible assets		64,179,977
- Intangible assets		34,469,680
Long-term loans and advances	9	6,481,248
		105,130,905
Current assets		
Donations and grants receivable	10	6,870,063
Cash and bank balances	11	200,563,761
Short-term loans and advances	12	2,706,534
		210,140,358
TOTAL		315,271,262

Significant Accounting Policies

The accompanying notes are an integral part of the financial statements.

As per our report of even date attached


For SLM AND CO LLP

Chartered Accountants

Firm's Registration No: W-100030

For And On Behalf Of Board of Directors of
Magic Bus India Foundation


CIN: U91110MH2001NPL130853


Sanjay Makhija

Partner

Membership No: 042150

Mumbai: 09 December 2019


Vidyasagar Rajaram Kavampalli

Deputy General Manager - Finance & Accounts

Mumbai: 05 December 2019

Magic Bus India Foundation

Statement of Income and Expenditure

for the year ended 31 March 2019

As per Foreign contribution Regulation Act 2015 (for Utilization of foreign funds)

(Currency: Indian Rupees)

	Note	31 March 2019
Income		
Donations and contributions	13	520,034,110
Other income	14	3,572,522
		<u>523,606,631</u>
Expenditure		
Expenses on activities	15	454,886,992
Depreciation and amortization expense	8	40,512,116
Administration and other expenses	16	61,376,424
		<u>556,775,532</u>
		<u>(33,168,901)</u>

Surplus / (deficit)

Significant Accounting Policies

The accompanying notes are an integral part of the financial statements.

As per our report of even date attached

For SLM AND CO LLP

Chartered Accountants

Firm's Registration No: W-100030



Sanjay Makhija

Partner

Membership No: 042150

Mumbai: 09 December 2019

For And On Behalf Of Board of Directors of

Magic Bus India Foundation

CIN: U91110MH2001NPL130853



Vidyasagar Rajaram Kavampalli

Deputy General Manager - Finance & Accounts

Mumbai: 05 December 2019