

Magic Bus India Foundation

**Balance Sheet**  
as at 31 March 2021

(Currency: Indian Rupees)

|  | Note | 31 March 2021       | 31 March 2020       |
|--|------|---------------------|---------------------|
| <b>OWN FUNDS AND LIABILITIES</b>                     |      |                     |                     |
| <b>Own Funds</b>                                     |      |                     |                     |
| Membership Fund                                      | 3    | 2,000               | 2,000               |
| Reserves and Surplus                                 | 4    | 17,06,63,208        | 6,40,45,923         |
|  |      | <u>17,06,65,208</u> | <u>6,40,47,923</u>  |
| <b>Non-current liabilities</b>                       |      |                     |                     |
| Other long term liabilities                          | 5    | -                   | 1,09,44,791         |
| Long-term provisions                                 | 6    | 3,73,08,416         | 2,36,15,935         |
|  |      | <u>3,73,08,416</u>  | <u>3,45,60,726</u>  |
| <b>Current liabilities</b>                           |      |                     |                     |
| Trade payables                                       | 7    |                     |                     |
| - Due to micro and small enterprises (refer note 20) |      |                     |                     |
| - Due to other than micro and small enterprises      |      | 3,36,36,035         | 2,21,67,821         |
| Other current liabilities                            | 8    | 49,73,34,050        | 54,84,87,185        |
| Short-term provisions                                | 9    | 28,35,265           | 25,59,813           |
|  |      | <u>53,38,05,350</u> | <u>57,32,14,819</u> |
|  |      | <u>74,17,78,974</u> | <u>67,18,23,468</u> |
| <b>ASSETS</b>  |      |                     |                     |
| <b>Non-current assets</b>                            |      |                     |                     |
| Property, Plant & Equipment                          | 10   |                     |                     |
| - Tangible assets                                    |      | 8,30,94,189         | 7,45,60,959         |
| - Intangible assets                                  |      | 1,51,69,015         | 1,98,62,926         |
| Long-term loans and advances                         | 11   | 94,64,514           | 87,57,010           |
|  |      | <u>10,77,27,718</u> | <u>10,31,80,895</u> |
| <b>Current assets</b>                                |      |                     |                     |
| Donations and grants receivable                      | 12   | 4,35,98,924         | 4,90,79,427         |
| Cash and bank balances                               | 13   | 57,55,88,967        | 50,47,70,594        |
| Short-term loans and advances                        | 14   | 1,28,21,629         | 1,38,48,609         |
| Other current assets - Accrued interest              |      | 20,41,736           | 9,43,943            |
|  |      | <u>63,40,51,256</u> | <u>56,86,42,573</u> |
|  |      | <u>74,17,78,974</u> | <u>67,18,23,468</u> |


**Significant Accounting Policies**

2


The accompanying notes are an integral part of the financial statements.


As per our report of even date attached

For **B S R & Associates LLP**  
Chartered Accountants  
Firm's Registration No: 116231W/W-100024


  
**Shabbir Readymadewala**  
Partner  
Membership No: 100060

For and on behalf of Board of Directors of  
Magic Bus India Foundation  
CIN: U91110MH2001NPL130853

  
**Sandeep Murthy**  
Director  
DIN: 00591165

  
**Deval Sanghavi**  
Director  
DIN: 0002142594

  
**Jayant Rastogi**  
Chief Executive Officer

  
**Monica Gandhi**  
Chief Financial Officer

Mumbai  
30th November 2021

Mumbai  
30th November 2021

Magic Bus India Foundation

**Statement of Income and Expenditure**  
for the year ended 31 March 2021

(Currency: Indian Rupees)

|  | <i>Note</i> | 31 March 2021       | 31 March 2020       |
|--|-------------|---------------------|---------------------|
| <b>Income</b>                          |             |                     |                     |
| Donations and contributions            | 15          | 94,65,98,983        | 95,73,54,397        |
| Other income                           | 16          | 1,50,84,832         | 92,00,608           |
|  |             | <u>96,16,83,815</u> | <u>96,65,55,005</u> |
| <b>Expenditure</b>                     |             |                     |                     |
| Expenses on activities                 | 17          | 72,50,52,081        | 81,30,04,933        |
| Depreciation and amortization expense  | 10          | 3,27,18,892         | 4,42,34,611         |
| Administration and other expenses      | 18          | 9,72,95,557         | 9,88,62,817         |
|  |             | <u>85,50,66,530</u> | <u>95,61,02,361</u> |
| <b>Surplus / (deficit)</b>             |             | <u>10,66,17,285</u> | <u>1,04,52,644</u>  |
| <b>Significant Accounting Policies</b> | 2           |                     |                     |

The accompanying notes are an integral part of the financial statements.

As per our report of even date attached

For B S R & Associates LLP  
Chartered Accountants  
Firm's Registration No: 116231W/W-100024



**Shabbir Readymadewala**  
Partner  
Membership No: 100060




**Sandeep Murthy**  
Director  
DIN: 00591165



**Deval Sandhavi**  
Director  
DIN: 0002142594



**Jayant Rastogi**  
Chief Executive Officer



**Monica Gandhi**  
Chief Financial Officer

Mumbai  
30th November 2021

Mumbai  
30th November 2021