

Magic Bus India Foundation

Balance Sheet
as at 31 March 2020

(Currency: Indian Rupees)

	Note	31 March 2020	31 March 2019
OWN FUNDS AND LIABILITIES			
Own Funds			
Membership Fund	3	2,000	2,000
Reserves and Surplus	4	64,045,923	53,593,279
		<u>64,047,923</u>	<u>53,595,279</u>
Non-current liabilities			
Other long term liabilities	5	10,944,791	37,655,189
Long-term provisions	6	23,615,935	13,009,450
		<u>34,560,726</u>	<u>50,664,639</u>
Current liabilities			
Trade payables	7		
- Due to micro and small enterprises (refer note 20)		22,167,821	24,819,011
- Due to other than micro and small enterprises		548,487,185	340,776,769
Other current liabilities	8	2,559,813	1,493,082
Short-term provisions	9	573,214,819	367,088,862
		<u>671,823,468</u>	<u>471,348,780</u>
ASSETS			
Non-current assets			
Property, Plant & Equipment	10		
- Tangible assets		74,560,959	70,389,490
- Intangible assets		19,862,926	34,376,136
Long-term loans and advances	11	8,757,010	10,659,478
		<u>103,180,895</u>	<u>115,425,104</u>
Current assets			
Donations and grants receivable	12	49,079,427	15,239,844
Cash and bank balances	13	504,770,594	328,972,437
Short-term loans and advances	14	13,848,609	10,108,792
Other current assets - Accrued interest		943,943	1,602,603
		<u>568,642,573</u>	<u>355,923,676</u>
		<u>671,823,468</u>	<u>471,348,780</u>

Significant Accounting Policies

2

The accompanying notes are an integral part of the financial statements.

As per our report of even date attached

For **B S R & Associates LLP**
Chartered Accountants
Firm's Registration No: 116231W/W-100024

Shabbir Readvmadewala
Partner
Membership No: 100060

For and on behalf of Board of Directors of
Magic Bus India Foundation
CIN: U91110MH2001NPL130853

Jaideep Khanna

Jaideep Khanna
Director
DIN: 0000522551

Deval Sanghavi
Deval Sanghavi
Director
DIN: 0002142594

Jayant Rastogi
Jayant Rastogi
Chief Executive Officer

Rupayan Majumdar
Rupayan Majumdar
Chief Financial Officer

Mumbai
30th December 2020

Mumbai
30th December 2020

Magic Bus India Foundation

Statement of Income and Expenditure
for the year ended 31 March 2020


(Currency: Indian Rupees)

	Note	31 March 2020	31 March 2019
Income			
Donations and contributions	15	957,354,397	862,843,911
Other income	16	9,200,608	10,063,735
		<u>966,555,005</u>	<u>872,907,646</u>
Expenditure			
Expenses on activities	17	813,004,933	750,176,292
Depreciation and amortization expense	10	44,234,611	48,291,405
Administration and other expenses	18	98,862,817	87,113,977
		<u>956,102,361</u>	<u>885,581,674</u>
Surplus / (deficit)		<u>10,452,644</u>	<u>(12,674,028)</u>
Significant Accounting Policies	2		


The accompanying notes are an integral part of the financial statements.

As per our report of even date attached


For **B S R & Associates LLP**
Chartered Accountants
Firm's Registration No: 116231W/W-100024



Shabbir Readymadewala
Partner
Membership No: 100060

For and on behalf of Board of Directors of
Magic Bus India Foundation
CIN: U91110MH2001NPL130853


Jaideep Khanna
Director
DIN: 0000522551


Deval Sanghavi
Director
DIN: 0002142594


Jayant Rastogi
Chief Executive Officer


Rupayan Majumdar
Chief Financial Officer

Mumbai
30th December 2020

Mumbai
30th December 2020